

STATE TAX COMMISSION OF MISSOURI
MEETING OF THE STATE TAX COMMISSION OF MISSOURI MINUTES

02/23/2021
Approved
Page 1 of 1
Minutekeeper's Initials
smj

Date: 02/10/2021

Time: 1:30 p.m.

Place: 421 East Dunklin Street
DOLIR Training Room 1 South and
Webex Conference Call

Recess/Reconvene Notes:

▶ **Members Present:**

- Gary Romine, Chairman
- Victor Callahan, Commissioner
- Will Kraus, Commissioner

Staff/Others Present:


S. Jacobs (SJ), Administrative Secretary
R. Schad (RS), Appraisal and Assessment
Manager, Original Assessment
J. Schmidt (JS), Appraisal and Assessment
Manager, Local Assistance
S. Wankum (SW), Miscellaneous Professional
A. Westermann (ASW), Chief Counsel

▶ **Review Minutes from Previous Meeting**


- Approved
- Corrected as follows:

▶ **Agenda**

- ▶ VC made a motion to close a portion of the meeting to discuss legal and personnel matters per Sections 610.021(1), (3), and (13), RSMo. The motion was seconded by WK. The meeting went into closed session at 2:29 p.m. WK made a motion to reopen the meeting at 3:00 p.m. VC seconded the motion. The meeting reopened at 3:00 p.m.
- ▶ WK made a motion to adjourn the meeting at 3:01 p.m. The motion was seconded by VC. The meeting was adjourned at 3:01 p.m.



Gary Romine, Chairman



Stacey Jacobs, Administrative Secretary

STATE TAX COMMISSION OF MISSOURI

Posted: 02/08/2021

NOTICE OF MEETING

MEETING OF THE STATE TAX COMMISSION OF MISSOURI

TIME: SCHEDULED FOR 1:30 P.M.
DATE: TUESDAY, FEBRUARY 9, 2021

PLACE: OFFICE OF THE STATE TAX COMMISSION
421 East Dunklin Street
DOLIR Training Room 1 South
Jefferson City, MO 65101
and
WEBEX MEETING/CONFERENCE CALL

WEBEX MEETING DETAILS:

<https://stateofmo.webex.com/stateofmo/j.php?MTID=m4cfc84b63ff8cb88bdf9be61340f615>

Meeting number (access code): 177 777 6151 Meeting password: aMQH9P3NQ2K

Join from a video system or application

Dial [1777776151](tel:1777776151)@stateofmo.webex.com

You can also dial 173.243.2.68 and enter your meeting number.

Tap to join from a mobile device (attendees only)

[+1-650-479-3207](tel:+16504793207).,[1777776151](tel:1777776151)## Call-in toll number (US/Canada)

Join by phone

1-650-479-3207 Call-in toll number (US/Canada)

MEETING OF THE STATE TAX COMMISSION OF MISSOURI

AGENDA

Tuesday, February 9, 2021

1:30 p.m.

- I. Memo of Understanding**
 - A) Cooper County – Residential

- II. Stipulations**
 - A) Exhibit A, 1 - 280

- III. Dismissals**
 - A) Exhibit B, 1 - 27

- IV. Administration**
 - A) STC Calendar Update
 - B) Approval of Minutes
(Meeting of the State Tax Commission dated January 26, 2021 and Closed Meeting dated January 26, 2021)
 - C) Section Updates
 - D) Annual Report – Approval, Cost, Distribution List, and Certifications
 - E) Assessors’ Manual – Revisions to Chapters 2 and 5
 - F) FY-2021 Manager Requested Items
 - G) FY-2021 BALANCEapp Software Payment Request
 - H) February 2021, Assessors’ School

- V. Legal**
 - A) Section Update

- VI. Local Assistance**
 - A) Section Update
 - B) Letter of Concern – Clay Residential
 - C) Letter of Concern – Putnam Residential

- VII. Original Assessment**
 - A) Section Update
 - B) Appraisal and Assessment Supervisor/Specialist Job Opportunity

- VIII. Property Tax/Legislative Items**


- IX. Commission Comments**

- X. Closed Session**
 - A) Personnel – Section 610.021(3) and (13)¹
 - B) Legal – Section 610.021(1)

- XI. Open Session**

XII. Adjournment

Portions of this meeting may be closed to the public to discuss litigation and personnel matters pursuant to Section 610.021, RSMo. 2004



¹ All statutory references are to RSMo. 2000, as amended, unless otherwise indicated.

Topic: Memo of Understanding – Cooper County – Residential

Motion(s)/Comments: JS presented the Memo of Understanding (MOU) for Cooper County based on their 2019-2020 residential sales study of 72.90%. The MOU provided steps to be completed by the Assessor for the 2021 Assessment Roll to make progress towards arriving at fair market value. VC made motion to approve the MOU for Cooper County based on their 2019-2020 residential sales study. WK seconded the motion.

Vote/Action Taken:

Gary Romine, Chairman

Victor Callahan, Commissioner

Will Kraus, Commissioner

- Yea
- Nay
- Abstain

- Yea
- Nay
- Abstain

- Yea
- Nay
- Abstain

Continue Discussion/Vote until meeting at:
Date: Time: Place:

Specific directions for the interim period:

Topic: Stipulations

Motion(s)/Comments: ASW presented the Stipulations that were ready for approval, which were listed on Exhibit A of the agenda. VC made a motion to approve the Stipulations on Exhibit A. WK seconded the motion.

Vote/Action Taken:

Gary Romine, Chairman

Victor Callahan, Commissioner

Will Kraus, Commissioner

- Yea
- Nay
- Abstain

- Yea
- Nay
- Abstain

- Yea
- Nay
- Abstain

Continue Discussion/Vote until meeting at:
Date: Time: Place:

Specific directions for the interim period:

Topic: Dismissals

Motion(s)/Comments: ASW presented the Dismissals that were ready for approval, which were listed on Exhibit B of the agenda. VC made a motion to approve the Dismissals on Exhibit B. WK seconded the motion.

Vote/Action Taken:

Gary Romine, Chairman

Victor Callahan, Commissioner

Will Kraus, Commissioner

- Yea
- Nay
- Abstain

- Yea
- Nay
- Abstain

- Yea
- Nay
- Abstain

Continue Discussion/Vote until meeting at:
Date: Time: Place:

Specific directions for the interim period:

Topic: Approval of Minutes

Motion(s)/Comments: Approval of minutes from the Meeting of the State Tax Commission of Missouri dated January 26, 2021, and Closed Meeting dated January 26, 2021. WK made a motion to approve the minutes from the Meeting of the State Tax Commission dated January 26, 2021, and Closed Meeting dated January 26, 2021. VC seconded the motion.

Vote/Action Taken:

Gary Romine, Chairman

Victor Callahan, Commissioner

Will Kraus, Commissioner

Yea

Yea

Yea

Nay

Nay

Nay

Abstain

Abstain

Abstain

Continue Discussion/Vote until meeting at:

Date:

Time:

Place:

Specific directions for the interim period:

Topic: Annual Report - Cost

Motion(s)/Comments: SJ presented the costs to print the 75th Annual Report and made a recommendation to maintain the individual book price at \$30.00. WK made a motion to approve the recommendation to maintain the cost of the book at \$30.00. VC seconded the motion.

Vote/Action Taken:

Gary Romine, Chairman

Victor Callahan, Commissioner

Will Kraus, Commissioner

Yea

Yea

Yea

Nay

Nay

Nay

Abstain

Abstain

Abstain

Continue Discussion/Vote until meeting at:

Date:

Time:

Place:

Specific directions for the interim period:

Topic: Annual Report - Certifications

Motion(s)/Comments: SJ presented the Seventy-Fifth Annual Proceedings and Decisions of the State Tax Commission certifications to Department of Elementary and Secondary Education (DESE) and Department of Revenue (DOR). WK make a motion to approve the certification of the Seventy-Fifth Annual Report to DESE and DOR. VC seconded the motion.

Vote/Action Taken:

Gary Romine, Chairman

Victor Callahan, Commissioner

Will Kraus, Commissioner

Yea

Yea

Yea

Nay

Nay

Nay

Abstain

Abstain

Abstain

Continue Discussion/Vote until meeting at:

Date:

Time:

Place:

Specific directions for the interim period:

Topic: FY-2021 Manager Requested Items

Motion(s)/Comments: SJ presented the FY-2021 Manager Requested Items with a total estimated cost of \$5,920.00. The Commission instructed ASW to monitor the release of information of the IAAO 2021 Legal Seminar and to submit a request once pricing is available. VC made a motion to approve all items listed in the Manager Request at an estimated cost of \$5,920.00. WK seconded the motion.

Vote/Action Taken:

Gary Romine, Chairman

Victor Callahan, Commissioner

Will Kraus, Commissioner

Yea

Yea

Yea

Nay

Nay

Nay

Abstain

Abstain

Abstain

Continue Discussion/Vote until meeting at:

Date:

Time:

Place:

Specific directions for the interim period:

Topic: FY-2021 BALANCEapp Software Payment Request

Motion(s)/Comments: SJ presented the request for payment for the STC’s portion of the BALANCEapp Web Software. SJ explained the software utilized by the State of Missouri is for the requirement of reporting the agency’s affirmative action plan to the Office of Equal Opportunity on an annual basis. VC made a motion to approve the payment for BALANCEapp Web Software in the amount of \$520.83. WK seconded the motion.

Vote/Action Taken:

Gary Romine, Chairman

Victor Callahan, Commissioner

Will Kraus, Commissioner

Yea

Yea

Yea

Nay

Nay

Nay

Abstain

Abstain

Abstain

Continue Discussion/Vote until meeting at:

Date:

Time:

Place:

Specific directions for the interim period:

Topic: Appraisal and Assessment Supervisor/Specialist Job Opportunity

Motion(s)/Comments: RS presented a request to post notification of the Appraisal and Assessment Supervisor/Specialist vacancy. This vacancy notice will remain posted until filled. VC made a motion to approve the posting of the Appraisal and Assessment Supervisor/Specialist until filled. WK seconded the motion.

Vote/Action Taken:

Gary Romine, Chairman

Victor Callahan, Commissioner

Will Kraus, Commissioner

Yea

Yea

Yea

Nay

Nay

Nay

Abstain

Abstain

Abstain

Continue Discussion/Vote until meeting at:

Date:

Time:

Place:

Specific directions for the interim period:

Topic: Personnel

Motion(s)/Comments: GR made a motion for a salary increase to \$70,000 annually for Stacey Jacobs, Administrative Secretary. This salary increase is effective February 16, 2021. VC seconded the motion.

Vote/Action Taken:

Gary Romine, Chairman

Victor Callahan, Commissioner

Will Kraus, Commissioner

Yea

Yea

Yea

Nay

Nay

Nay

Abstain

Abstain

Abstain

Continue Discussion/Vote until meeting at:

Date:

Time:

Place:

Specific directions for the interim period:

Topic: Administration Weekly Update

Motion(s)/Comments: SJ presented the Administration Section Update regarding agency initiatives, projects, and budget.

Informational Meeting, No Vote Taken:

Topic: Annual Report

Motion(s)/Comments: SJ presented the final copy of the 75th Annual Report and a tentative distribution list. The Commission instructed SJ to proceed with printing the annual report and posting to the STC website. The Commission had no changes to the presented distribution list.

Informational Meeting, No Vote Taken:

Topic: Assessors' Manual – Revisions to Chapters 2 and 5

Motion(s)/Comments: SJ presented the Managers Assessors' Manual revisions for Chapters 2 and 5. The Commission reviewed the revisions and instructed SJ to post to the STC website and provide notification to the county assessors.

Informational Meeting, No Vote Taken:

Topic: February 2021, Assessors' School

Motion(s)/Comments: SJ presented the February 2021, Assessors' School agenda. GR and RS stated they would like to attend the first day of the Mapping Workshops. SJ stated she would provide notification to Mr. Robert Boyer, Jefferson County Assessor and Missouri State Assessors' Association Education Chair.

Informational Meeting, No Vote Taken:

Topic: Legal Weekly Update

Motion(s)/Comments: ASW presented the Legal Section Update regarding the status of various Legal projects, goals, and the schedule for the Senior Hearing Officers for the upcoming weeks.

Informational Meeting, No Vote Taken:

Topic: Local Assistance Weekly Update

Motion(s)/Comments: JS presented the Local Assistance Section Update and discussed the 2021 progress.

Informational Meeting, No Vote Taken:

Topic: Letter of Concern – Clay Residential

Motion(s)/Comments: JS presented the Letter of Concern for Clay County based on their 2019-2020 residential sales study of 87.47%. The Commission discussed the letter and instructed JS to send the letter to Clay County.

Informational Meeting, No Vote Taken:

Topic: Letter of Concern – Putnam Residential

Motion(s)/Comments: JS presented the Letter of Concern for Putnam County based on their 2019-2020 residential sales study of 89.49%. The Commission discussed the letter and instructed JS to send the letter to Putnam County.

Informational Meeting, No Vote Taken:

Topic: Original Assessment Weekly Update

Motion(s)/Comments: RS presented the Original Assessment Section Update and discussed the 2021 progress.

Informational Meeting, No Vote Taken:

Topic: Property Tax/Legislative Items

Motion(s)/Comments: GR provided an update regarding mapping legislation. VC provided an update on fiscal notes and other pieces of legislation.

Informational Meeting, No Vote Taken:

A handwritten signature in black ink that reads "Stacy Jacobs". The signature is written in a cursive, flowing style.

Exhibit A – Stipulations

#	Appeal Number	Name	County	Current Assd Value	Stipulated Assd Value	Diff	Tax Years
1	19-10045	DMT General LP and Teson Family Trust	St. Louis	Res \$10,620 AG \$8,170	AG Only \$7,820	4.28%	2019-2020
2	19-11015	Goal Agarwal Revocable Trust	St. Louis	\$433,680	\$266,000	38.66%	2019-2020
3	19-11016	Anmol Goel	St. Louis	\$39,220	\$35,530	9.41%	2019-2020
4	19-11107	Goal Agarwal Revocable Trust	St. Louis	\$72,450	\$62,700	13.46%	2019-2020
5	19-11319	Allan Kalb	St. Louis	\$508,760	\$472,760	7.08%	2019-2020
6	19-11450	Kevin Barton	St. Louis	\$11,970	\$7,600	36.51%	2019-2020
7	19-14662	TCG CORPORATE POINTE HOLDINGS LLC	St. Louis	\$2,925,280	\$2,100,800	28.18%	2019-2020
8	19-14663	TCG BARRETT WOODS HOLDINGS LLC	St. Louis	\$3,687,650	\$3,050,690	17.27%	2019-2020
9	19-14664	TCG BARRETT WOODS HOLDINGS LLC	St. Louis	\$167,490	\$138,560	17.27%	2019-2020
10	19-14665	TCG BARRETT WOODS HOLDINGS LLC	St. Louis	\$2,067,680	\$1,710,530	17.27%	2019-2020
11	19-14666	FOCI ENTERPRISE LLC	St. Louis	\$244,510	\$109,250	55.32%	2019-2020
12	19-14667	FOCI ENTERPRISE LLC	St. Louis	\$163,720	\$73,150	55.32%	2019-2020
13	19-14668	BSC HOLDINGS LLC	St. Louis	\$227,900	\$96,000	57.88%	2019-2020
14	19-14670	SLATER LITCHFIELD LP	St. Louis	\$218,080	\$172,800	20.76%	2019-2020
15	19-14671	LINDNER FAMILY LIVING TRUST	St. Louis	\$73,600	\$44,800	39.13%	2019-2020
16	19-14673	FLOWER VALLEY GROUP LLC	St. Louis	\$1,538,460	\$549,630	64.27%	2019-2020
17	19-14674	FLOWER VALLEY GROUP LLC	St. Louis	\$1,220,320	\$435,970	64.27%	2019-2020
18	19-14675	MCDONALDS USA LLC	St. Louis	\$420,730	\$345,600	17.86%	2019-2020
19	19-14677	LCRF LLC	St. Louis	\$300,800	\$246,400	18.09%	2019-2020

20	19-14678	MARBLE ASSOCIATES	St. Louis	\$413,120	\$294,400	28.74%	2019-2020
21	19-14685	ASHBY ROAD PARTNERS 1V LLC	St. Louis	\$1,875,200	\$1,676,800	10.58%	2019-2020
22	19-14687	TRIPLE J PROPERTIES LLC	St. Louis	\$392,220	\$275,200	29.84%	2019-2020
23	19-14689	GRAND SLAM STORAGE CENTER HAZELWOOD LLC	St. Louis	\$1,246,300	\$1,065,600	14.50%	2019-2020
24	19-14692	DEGEL PROPERTIES LLC	St. Louis	\$545,600	\$403,200	26.10%	2019-2020
25	19-14693	VITEK SYSTEMS INC A MO CORP	St. Louis	\$3,573,600	\$2,887,620	19.20%	2019-2020
26	19-14694	VITEK SYSTEMS INC	St. Louis	\$6,820	\$5,500	19.35%	2019-2020
27	19-14695	VITEK SYSTEMS INC	St. Louis	\$3,580	\$2,880	19.55%	2019-2020
28	19-14696	BANK OF SPRINGFIELD	St. Louis	\$139,290	\$96,220	30.92%	2019-2020
29	19-14697	BANK OF SPRINGFIELD	St. Louis	\$1,123,490	\$776,060	30.92%	2019-2020
30	19-14698	BANK OF SPRINGFIELD	St. Louis	\$1,331,450	\$919,710	30.92%	2019-2020
31	19-14699	H & L INVESTMENT CO	St. Louis	\$120,700	\$99,740	17.37%	2019-2020
32	19-14700	H & L INVESTMENT CO	St. Louis	\$139,810	\$115,550	17.35%	2019-2020
33	19-14701	H & L INVESTMENT CO	St. Louis	\$49,250	\$40,700	17.36%	2019-2020
34	19-14702	13880 ST CHAS ROCK RD LLC	St. Louis	\$121,280	\$35,200	70.98%	2019-2020
35	19-14706	RR FAMILY LLC	St. Louis	\$730,690	\$515,200	29.49%	2019-2020
36	19-14707	R T GROUP II LLC	St. Louis	\$789,220	\$579,200	26.61%	2019-2020
37	19-14709	DCL REAL ESTATE LLC	St. Louis	\$207,290	\$147,200	28.99%	2019-2020
38	19-14710	LOHMANN PAUL A DELORES C H/W TRS	St. Louis	\$270,950	\$246,400	9.06%	2019-2020
39	19-14711	LINSENBARDT PATRICK G & KATHY R H/W	St. Louis	\$96,960	\$62,400	35.64%	2019-2020
40	19-14712	BK HOLDINGS INC	St. Louis	\$814,080	\$636,800	21.78%	2019-2020
41	19-14714	RCB ROCK LLC	St. Louis	\$561,600	\$420,220	25.17%	2019-2020
42	19-14715	RCB ROCK LLC	St. Louis	\$144,000	\$107,780	25.15%	2019-2020

43	19-14718	MCDONALDS REAL ESTATE COMPANY	St. Louis	\$406,140	\$278,400	31.45%	2019-2020
44	19-14722	GT/MM PROPERTYLLC	St. Louis	\$1,600,000	\$864,000	46.00%	2019-2020
45	19-14723	STARHILL ACRES LLC	St. Louis	\$87,970	\$60,800	30.89%	2019-2020
46	19-14727	CLERC PROPERTIES INC A MISSOURI CORP	St. Louis	\$161,850	\$129,630	19.91%	2019-2020
47	19-14728	CLERC PROPERTIES INC A MISSOURI CORP	St. Louis	\$912,900	\$731,170	19.91%	2019-2020
48	19-14729	BELLE VALLEY PARTNERSHIPMO GEN PTNSP	St. Louis	\$2,243,740	\$1,465,600	34.68%	2019-2020
49	19-14730	PAAK ME LLC	St. Louis	\$912,100	\$813,790	10.78%	2019-2020
50	19-14731	PAAK ME LLC	St. Louis	\$2,630,940	\$2,347,810	10.76%	2019-2020
51	19-14734	MBR LEWIS & CLARK LLC	St. Louis	\$149,180	\$57,600	61.39%	2019-2020
52	19-14739	ORCHARD BEND ASSOCIATES LP	St. Louis	\$3,200,000	\$2,377,600	25.70%	2019-2020
53	19-14741	U S BANK NATIONAL ASSOCIATION	St. Louis	\$2,442,110	\$1,760,000	27.93%	2019-2020
54	19-14743	ASHTON PROPERTIES LLC	St. Louis	\$320,000	\$182,400	43.00%	2019-2020
55	19-14747	SLAH LLC	St. Louis	\$8,082,330	\$2,016,000	75.06%	2019-2020
56	19-14751	RMS PROPERTIES II	St. Louis	\$324,640	\$265,600	18.19%	2019-2020
57	19-14752	LC REAL ESTATE LLC	St. Louis	\$251,140	\$208,000	17.18%	2019-2020
58	19-14754	S & P DEAN PROPERTIES LLC	St. Louis	\$313,600	\$268,800	14.29%	2019-2020
59	19-14756	NORTHG LLC	St. Louis	\$3,906,050	\$2,816,000	27.91%	2019-2020
60	19-14760	10114 ST CHARLES ROCK ROAD LLC	St. Louis	\$272,000	\$201,600	25.88%	2019-2020
61	19-14764	COLLIER REAL ESTATE PARTNERSHIP	St. Louis	\$96,000	\$51,200	46.67%	2019-2020
62	19-14765	WATER CENTER PROPERTIES LLC	St. Louis	\$174,400	\$91,200	47.71%	2019-2020
63	19-14782	CONNOR CO	St. Louis	\$384,420	\$343,650	10.61%	2019-2020
64	19-14783	CONNOR CO	St. Louis	\$54,080	\$48,350	10.60%	2019-2020

65	19-14785	FOLLMAN LEVY REGISTRY LLC	St. Louis	\$774,400	\$697,600	9.92%	2019-2020
66	19-14786	2383 CHAFFEE DRIVE LLC	St. Louis	\$293,120	\$227,200	22.49%	2019-2020
67	19-14788	NORTHLINE PROPERTIES LLC	St. Louis	\$400,900	\$358,400	10.60%	2019-2020
68	19-14789	AGELE PROPERTIES A MO GENPARTNERSHIP	St. Louis	\$411,430	\$256,000	37.78%	2019-2020
69	19-14791	NORTHLINE PROPERTIES LLC	St. Louis	\$412,860	\$342,400	17.07%	2019-2020
70	19-14793	WILLIAMS STANLEY JR REVOCABLE LIVING	St. Louis	\$430,080	\$355,200	17.41%	2019-2020
71	19-14795	ALS PROPERTY HOLDINGS LLC	St. Louis	\$419,970	\$304,000	27.61%	2019-2020
72	19-14801	SAKOVICH MICHAEL J	St. Louis	\$464,570	\$352,000	24.23%	2019-2020
73	19-14803	PAVELEC JAMES C 2009 TRUST	St. Louis	\$147,490	\$114,530	22.35%	2019-2020
74	19-14805	PAVELEC JAMES C 2009 TRUST	St. Louis	\$132,700	\$103,070	22.33%	2019-2020
75	19-14817	HOME FEDERAL SAVINGS & LOAN ASSN	St. Louis	\$19,240	\$15,710	18.35%	2019-2020
76	19-14818	HOME FED SAV & LOAN ASSOC OVERLAND	St. Louis	\$215,780	\$176,290	18.30%	2019-2020
77	19-14819	LOU FUSZ PROPERTIES LLC	St. Louis	\$1,716,830	\$1,099,900	35.93%	2019-2020
78	19-14822	LOU FUSZ PROPERTIES LLC	St. Louis	\$231,170	\$148,100	35.93%	2019-2020
79	19-14825	REALVEST PROPERTIES LC	St. Louis	\$262,080	\$208,000	20.63%	2019-2020
80	19-14827	WINCHESTER PLAZA LLC	St. Louis	\$2,251,260	\$1,008,000	55.23%	2019-2020
81	19-14829	SAFETY NATIONAL CASUALTY CORPORATION	St. Louis	\$4,640,000	\$4,016,000	13.45%	2019-2020

82	19-14831	WELSCH CAROL C GEORGE L H/H TRUSTEES	St. Louis	\$366,080	\$249,600	31.82%	2019-2020
83	19-14832	FERRICK JAMES H JR & MARY W H/W	St. Louis	\$398,750	\$345,600	13.33%	2019-2020
84	19-14833	GBG HOLDINGS LLC	St. Louis	\$302,400	\$265,600	12.17%	2019-2020
85	19-14837	WPHI LLC	St. Louis	\$6,745,310	\$1,558,400	76.90%	2019-2020
86	19-14838	DRAKE REAL ESTATE LLC	St. Louis	\$900,030	\$716,800	20.36%	2019-2020
87	19-14839	MILLER HOLDINGS LLC	St. Louis	\$581,500	\$419,200	27.91%	2019-2020
88	19-14840	A V VENTURES LLC	St. Louis	\$804,800	\$729,600	9.34%	2019-2020
89	19-14841	MNJ INC	St. Louis	\$2,394,530	\$627,200	73.81%	2019-2020
90	19-14844	GREAT AMERICAN INSURANCE CO	St. Louis	\$1,954,560	\$1,528,000	21.82%	2019-2020
91	19-14847	MIDWEST ST LOUIS LLC	St. Louis	\$123,070	\$235,580	-91.42%	2019-2020
92	19-14848	MIDWEST ST LOUIS LLC	St. Louis	\$324,930	\$89,220	72.54%	2019-2020
93	19-14850	ARIEL INVESTMENT LLC	St. Louis	\$36,480	\$29,500	19.13%	2019-2020
94	19-14851	ARIEL INVESTMENT LLC	St. Louis	\$1,690,080	\$1,367,300	19.10%	2019-2020
95	19-14852	VI JON LABORATORIES INC	St. Louis	\$2,192,870	\$1,376,000	37.25%	2019-2020
96	19-14853	1121 PARTNERS L L C	St. Louis	\$467,070	\$364,800	21.90%	2019-2020
97	19-14854	ARNOLD STEPHEN MARK TRUSTEE ETAL	St. Louis	\$1,184,000	\$1,000,000	15.54%	2019-2020
98	19-14860	LOTSIE CORPORATION	St. Louis	\$315,200	\$214,400	31.98%	2019-2020
99	19-14862	FUSZ EUGENE A TRUSTEE ETAL	St. Louis	\$53,440	\$36,060	32.52%	2019-2020
100	19-14863	FUSZ EUGENE A TRUSTEE ETAL	St. Louis	\$88,380	\$59,650	32.51%	2019-2020
101	19-14864	FUSZ EUGENE A TRUSTEE ETAL	St. Louis	\$75,520	\$50,900	32.60%	2019-2020
102	19-14872	BARKING DOGS LLC	St. Louis	\$256,000	\$233,600	8.75%	2019-2020
103	19-14874	CHECKER FOOD PRODUCTS HOLDINGCOMPANY	St. Louis	\$273,950	\$232,000	15.31%	2019-2020

104	19-14881	U S BANK N A	St. Louis	\$625,850	\$560,000	10.52%	2019-2020
105	19-14893	RUDER DEVELOPMENT COLLC	St. Louis	\$553,440	\$424,000	23.39%	2019-2020
106	19-14894	SANDBOTHE MARIAN E TRUSTEE ET AL	St. Louis	\$461,220	\$364,800	20.91%	2019-2020
107	19-14895	U S BANK N A	St. Louis	\$1,710,110	\$1,344,000	21.41%	2019-2020
108	19-14899	LOU FUSZ PROPERTIESLLC	St. Louis	\$708,570	\$604,510	14.69%	2019-2020
109	19-14900	FUSZ EUGENE A TRUSTEE ETAL	St. Louis	\$646,590	\$436,290	32.52%	2019-2020
110	19-14901	FUSZ EUGENE A TRUSTEE ETAL	St. Louis	\$153,180	\$103,360	32.52%	2019-2020
111	19-14902	LOU FUSZ PROPERTIES L L C	St. Louis	\$149,540	\$100,900	32.53%	2019-2020
112	19-14906	LOU FUSZ PROPERTIES LLC	St. Louis	\$191,490	\$163,390	14.67%	2019-2020
113	19-14911	MCDONALDS REAL ESTATE COMPANY	St. Louis	\$513,050	\$448,000	12.68%	2019-2020
114	19-14918	MJJFE LLC	St. Louis	\$500,830	\$409,600	18.22%	2019-2020
115	19-14928	DCH LLC	St. Louis	\$6,793,150	\$1,993,600	70.65%	2019-2020
116	19-14929	MUTTERSohn LLC	St. Louis	\$870,150	\$656,000	24.61%	2019-2020
117	19-14930	GROVE V LLC	St. Louis	\$2,040,000	\$1,548,800	24.08%	2019-2020
118	19-14936	KEHR DEVELOPMENT LLC	St. Louis	\$108,870	\$11,040	89.86%	2019-2020
119	19-14940	LOU FUSZ PROPERTIES LLC	St. Louis	\$452,990	\$380,350	16.04%	2019-2020
120	19-14941	LOU PROPERTIES LLC	St. Louis	\$919,010	\$771,650	16.03%	2019-2020
121	19-14942	MASE LLC	St. Louis	\$679,640	\$512,000	24.67%	2019-2020
122	19-14948	U S BANK N A LESSEE	St. Louis	\$151,490	\$117,660	22.33%	2019-2020
123	19-14949	U S BANK N A LESSEE	St. Louis	\$2,126,910	\$1,651,940	22.33%	2019-2020
124	19-14950	U S BANK N A LESSEE	St. Louis	\$94,780	\$73,600	22.35%	2019-2020
125	19-14952	PLAZA MEMBERS I LLC	St. Louis	\$1,887,740	\$1,824,000	3.38%	2019-2020
126	19-14953	121 HUNTER BUILDING LLC	St. Louis	\$995,200	\$809,220	18.69%	2019-2020

127	19-14954	121 HUNTER BUILDING LLC	St. Louis	\$93,320	\$144,380	-54.71%	2019-2020
128	19-14957	25 N BRENTWOOD HOLDINGS LLC	St. Louis	\$758,400	\$675,200	10.97%	2019-2020
129	19-14960	DELMAR GARDENSAT CONWAY RIDGE LLC	St. Louis	\$3,051,360	\$2,272,000	25.54%	2019-2020
130	19-14962	PELLIGREEN LEO B & THERESA H/W	St. Louis	\$332,160	\$230,400	30.64%	2019-2020
131	19-14964	OVERMANN RAYMOND V TRUSTEE	St. Louis	\$124,830	\$80,860	35.22%	2019-2020
132	19-14965	OVERMANN RAYMOND V TRUSTEE	St. Louis	\$119,200	\$84,700	28.94%	2019-2020
133	19-14966	OVERMANN RAYMOND	St. Louis	\$116,770	\$79,230	32.15%	2019-2020
134	19-14971	GALATI GIOVANNI DOMINIC & GIACOMINA M	St. Louis	\$448,000	\$296,000	33.93%	2019-2020
135	19-14973	EPM CARONDELET LLC	St. Louis	\$2,023,520	\$1,544,060	23.69%	2019-2020
136	19-14974	EPM CARONDELET LLC	St. Louis	\$1,503,360	\$1,147,140	23.69%	2019-2020
137	19-14992	LORAN PROPERTIES LLC ETAL	St. Louis	\$1,304,000	\$1,168,000	10.43%	2019-2020
138	19-14993	BONAN PROPERTIES LLC	St. Louis	\$2,642,240	\$2,025,600	23.34%	2019-2020
139	19-14995	FIDELITY ASSOCIATES LLLP	St. Louis	\$1,302,400	\$995,200	23.59%	2019-2020
140	19-14998	2001 MANAGEMENT ASSOCIATES LLC	St. Louis	\$335,040	\$278,400	16.91%	2019-2020
141	19-15001	UNITED POSTAL SAVINGS ASSN	St. Louis	\$283,550	\$169,600	40.19%	2019-2020
142	19-15005	FRONTENAC GROVE LLC	St. Louis	\$3,842,360	\$3,552,000	7.56%	2019-2020
143	19-15006	U S BANK N A	St. Louis	\$658,040	\$550,400	16.36%	2019-2020
144	19-15007	SUNQUAD LLLP	St. Louis	\$2,238,020	\$1,956,220	12.59%	2019-2020
145	19-15008	SUNQUAD LP	St. Louis	\$31,780	\$27,780	12.59%	2019-2020
146	19-15009	SUNCO II LLC	St. Louis	\$251,550	\$195,520	22.27%	2019-2020
147	19-15010	SUNCO II LLC	St. Louis	\$1,827,680	\$1,420,480	22.28%	2019-2020

148	19-15016	KIVA GROUP INC	St. Louis	\$1,067,550	\$816,000	23.56%	2019-2020
149	19-15020	MARSHALL SCOTT ENTERPRISES INC	St. Louis	\$241,030	\$216,000	10.38%	2019-2020
150	19-15029	DELAWARE MCDONALDS CORPORATION	St. Louis	\$463,580	\$339,200	26.83%	2019-2020
151	19-15033	BOPP LOUIS H INC A MO CORPORATION	St. Louis	\$44,860	\$37,310	16.83%	2019-2020
152	19-15034	LOUIS H BOPP INC	St. Louis	\$859,170	\$714,690	16.82%	2019-2020
153	19-15038	HEGEMAN JOHN B KATHRYN M H/W TRS ETAL	St. Louis	\$686,170	\$560,000	18.39%	2019-2020
154	19-15046	CHALLY COMPANY LLC	St. Louis	\$187,390	\$160,000	14.62%	2019-2020
155	19-15050	CLARKSON CLAYTON CEN ASSOC JT VENTURE	St. Louis	\$346,660	\$236,800	31.69%	2019-2020
156	19-15053	LAYTON FAMILY LLC	St. Louis	\$576,000	\$403,200	30.00%	2019-2020
157	19-15055	CARROLL PROPERTIES LLC	St. Louis	\$1,034,530	\$704,000	31.95%	2019-2020
158	19-15057	NICO PROPERTIES II LLC	St. Louis	\$56,250	\$38,370	31.79%	2019-2020
159	19-15058	NICO PROPERTIES II LLC	St. Louis	\$352,000	\$240,030	31.81%	2019-2020
160	19-15071	STERN BROTHERS PARTNERSHIP	St. Louis	\$599,130	\$499,200	16.68%	2019-2020
161	19-15075	MIDWEST EQUITIES INC	St. Louis	\$579,140	\$524,800	9.38%	2019-2020
162	19-15079	MCW RD WILDWOOD CROSSING LLC	St. Louis	\$3,719,870	\$2,992,000	19.57%	2019-2020
163	19-15080	JWG INVESTMENTS LLC	St. Louis	\$290,300	\$206,400	28.90%	2019-2020
164	19-15083	AB REALTY 1 LLC	St. Louis	\$409,640	\$348,800	14.85%	2019-2020
165	19-15084	WATSON ROAD PROPERTY LLC	St. Louis	\$371,740	\$243,200	34.58%	2019-2020
166	19-15090	ROBERT VATTEROTT PROPERTIES INC	St. Louis	\$185,440	\$118,400	36.15%	2019-2020
167	19-15092	SHARP JEFFREY R & MARJORY C H/W	St. Louis	\$501,950	\$416,000	17.12%	2019-2020

168	19-15093	M & E WALKER FAMILY PARTNERSHIP L P THE	St. Louis	\$182,560	\$149,180	18.28%	2019-2020
169	19-15094	M & E WALKER FAMILY PARTNERSHIP L P THE	St. Louis	\$28,130	\$22,980	18.31%	2019-2020
170	19-15095	M & E WALKER FAMILY PARTNERSHIP L P THE	St. Louis	\$14,080	\$11,520	18.18%	2019-2020
171	19-15096	M & E WALKER FAMILY PARTNERSHIP L P THE	St. Louis	\$14,080	\$11,520	18.18%	2019-2020
172	19-15099	ARCHLAND PROPERTY I LLC	St. Louis	\$433,350	\$379,200	12.50%	2019-2020
173	19-15101	DOUGHERTY FERRY MEMBERS LLC	St. Louis	\$803,200	\$663,900	17.34%	2019-2020
174	19-15102	DOUGHERTY FERRY MEMBERS LLC	St. Louis	\$100	\$100	0.00%	2019-2020
175	19-15104	TREETOP ASSOCIATES	St. Louis	\$1,324,800	\$1,091,200	17.63%	2019-2020
176	19-15107	PULEO PROPERTIES LLC	St. Louis	\$238,620	\$152,000	36.30%	2019-2020
177	19-15110	OSAGE TOWERS LTD	St. Louis	\$1,296,000	\$1,176,000	9.26%	2019-2020
178	19-15111	ROESLEIN & DICKMANN PROPERTIES LLC	St. Louis	\$1,471,170	\$1,112,000	24.41%	2019-2020
179	19-15116	NISMARK LLC	St. Louis	\$1,648,740	\$332,800	79.81%	2019-2020
180	19-15117	FIFTH LLC	St. Louis	\$263,420	\$200,000	24.08%	2019-2020
181	19-15119	L E SAUER MACHINE CO	St. Louis	\$797,510	\$659,200	17.34%	2019-2020
182	19-15121	K & K LAND ACQUISITION LLC	St. Louis	\$240,000	\$179,200	25.33%	2019-2020
183	19-15122	3636 TREE COURT INVESTMENT COMPANY LLC	St. Louis	\$831,200	\$668,800	19.54%	2019-2020
184	19-15124	REAVIS INVESTMENTS LLC	St. Louis	\$1,733,630	\$1,408,000	18.78%	2019-2020
185	19-15127	QUICK POINT INC	St. Louis	\$1,016,000	\$704,000	30.71%	2019-2020

186	19-15135	MARITZ HOLDINGS INC	St. Louis	\$3,009,760	\$1,372,480	54.40%	2019-2020
187	19-15136	MARITZ FAMILY DEVELOPMENT II LLC	St. Louis	\$1,499,590	\$683,840	54.40%	2019-2020
188	19-15137	MARITZ HOLDINGS INC	St. Louis	\$14,974,590	\$6,828,610	54.40%	2019-2020
189	19-15141	MARITZ CORPORATION	St. Louis	\$168,100	\$76,670	54.39%	2019-2020
190	19-15142	MARITZ CORPORATION	St. Louis	\$80,290	\$36,610	54.40%	2019-2020
191	19-15143	MARITZ HOLDINGS INC	St. Louis	\$194,880	\$88,860	54.40%	2019-2020
192	19-15146	MIDWEST BANKCENTRE	St. Louis	\$2,104,000	\$1,866,370	11.29%	2019-2020
193	19-15147	SNYDER FAMILY LIMITED PARTNERSHIP II THE	St. Louis	\$573,310	\$171,200	70.14%	2019-2020
194	19-15148	MIDWEST BANKCENTRE	St. Louis	\$24,380	\$21,630	11.28%	2019-2020
195	19-15149	MINIATURE HOLDINGS LLC	St. Louis	\$768,000	\$697,600	9.17%	2019-2020
196	19-15151	MOOPS LLC	St. Louis	\$1,536,000	\$1,184,000	22.92%	2019-2020
197	19-15152	TMH REAL ESTATE LLC ETAL	St. Louis	\$413,540	\$322,240	22.08%	2019-2020
198	19-15153	SACO AUTO LIMITED PARTNERSHIP	St. Louis	\$2,050,460	\$1,597,760	22.08%	2019-2020
199	19-15158	FANGER & ASSOCIATES LLC	St. Louis	\$581,660	\$451,200	22.43%	2019-2020
200	19-15162	NR PROPERTIES LLC	St. Louis	\$505,920	\$435,200	13.98%	2019-2020
201	19-15163	MARITZ FAMILY DEVELOPMENT II LLC	St. Louis	\$7,580,770	\$3,456,930	54.40%	2019-2020
202	19-15164	MILLER STEPHEN H TRUSTEES	St. Louis	\$685,350	\$582,400	15.02%	2019-2020
203	19-15166	NEIGHBORS CREDIT UNION	St. Louis	\$1,075,360	\$547,200	49.11%	2019-2020
204	19-15167	11132 SOUTH TOWNE SQUARE LLC	St. Louis	\$406,050	\$328,000	19.22%	2019-2020
205	19-15168	11140 SOUTH TOWNE SQUARE LLC	St. Louis	\$364,800	\$268,800	26.32%	2019-2020

206	19-15172	SINCLAIR BUICK-GMC TRUCKINC	St. Louis	\$2,720,450	\$1,504,000	44.72%	2019-2020
207	19-15175	RFR PROPERTIES LLC	St. Louis	\$500,800	\$416,000	16.93%	2019-2020
208	19-15182	SINCLAIR PATRICIA TRUSTEE ETAL	St. Louis	\$113,180	\$74,300	34.35%	2019-2020
209	19-15183	CLAIRSIN PROPERTIES LLC	St. Louis	\$80,510	\$52,860	34.34%	2019-2020
210	19-15184	74PATDAVE L L C	St. Louis	\$885,700	\$842,850	4.84%	2019-2020
211	19-15185	SINCLAIR PATRICIA M TRUSTEE ETAL	St. Louis	\$633,540	\$416,030	34.33%	2019-2020
212	19-15186	SINCLAIR PATRICIA M TRUSTEE ETAL	St. Louis	\$98,660	\$64,800	34.32%	2019-2020
213	19-15187	GLOBAL MARKET SL PROPERTY LLC	St. Louis	\$725,310	\$475,070	34.50%	2019-2020
214	19-15189	CLAIRSIN INC	St. Louis	\$39,040	\$37,150	4.84%	2019-2020
215	19-15190	GLOBAL MARKET SL PROPERTY LLC	St. Louis	\$202,110	\$132,930	34.23%	2019-2020
216	19-15192	ACROPOLISPM CRESCENT LLC	St. Louis	\$609,850	\$486,400	20.24%	2019-2020
217	19-15193	TEKWANI PROPERTIES LLC	St. Louis	\$642,560	\$499,200	22.31%	2019-2020
218	19-15197	RAINBOW FINISHES INC	St. Louis	\$277,370	\$166,400	40.01%	2019-2020
219	19-15198	BROADSTONE RM MISSOURI LLC	St. Louis	\$3,785,250	\$2,384,000	37.02%	2019-2020
220	19-15200	VANTAGE CREDIT UNION	St. Louis	\$567,360	\$416,000	26.68%	2019-2020
221	19-15206	T H F TELEGRAPH PARCEL W DEVELOPMENT L P	St. Louis	\$452,990	\$424,000	6.40%	2019-2020
222	19-15209	KARAGIANNIS INVESTMENT CORPORATION	St. Louis	\$487,360	\$409,600	15.96%	2019-2020
223	19-15211	U S BANK N A	St. Louis	\$373,540	\$274,670	26.47%	2019-2020
224	19-15212	U S BANK N A	St. Louis	\$5,060	\$3,710	26.68%	2019-2020
225	19-15216	VOGEL GROUP LLC	St. Louis	\$349,280	\$262,400	24.87%	2019-2020
226	19-15814	Creve Coeur Airport Improvement Corporation	St. Louis	\$16,140	\$920	94.30%	2019-2020

227	19-15815	Creve Coeur Airport Improvement Corporation	St. Louis	\$27,170	\$1,350	95.03%	2019-2020
228	19-15816	Creve Coeur Airport Improvement Corporation	St. Louis	\$120,660	\$73,320	39.23%	2019-2020
229	19-15817	Creve Coeur Airport Improvement Corporation	St. Louis	\$63,840	\$11,410	82.13%	2019-2020
230	19-15818	Creve Coeur Airport Improvement Corporation	St. Louis	\$722,380	\$693,930	3.94%	2019-2020
231	19-15819	Creve Coeur Airport Improvement Corporation	St. Louis	\$11,310	\$10,060	11.05%	2019-2020
232	19-15820	Creve Coeur Airport Improvement Corporation	St. Louis	\$10,570	\$9,320	11.83%	2019-2020
233	19-15821	Creve Coeur Airport Improvement Corporation	St. Louis	\$10,570	\$9,320	11.83%	2019-2020
234	19-15822	Creve Coeur Airport Improvement Corporation	St. Louis	\$10,570	\$9,320	11.83%	2019-2020
235	19-15823	Creve Coeur Airport Improvement Corporation	St. Louis	\$10,570	\$9,320	11.83%	2019-2020
236	19-15824	Creve Coeur Airport Improvement Corporation	St. Louis	\$10,570	\$9,320	11.83%	2019-2020
237	19-15825	Creve Coeur Airport Improvement Corporation	St. Louis	\$9,140	\$8,110	11.27%	2019-2020
238	19-15826	Creve Coeur Airport Improvement Corporation	St. Louis	\$9,140	\$8,110	11.27%	2019-2020
239	19-15827	Creve Coeur Airport Improvement Corporation	St. Louis	\$9,140	\$8,110	11.27%	2019-2020
240	19-15828	Creve Coeur Airport Improvement Corporation	St. Louis	\$11,310	\$10,060	11.05%	2019-2020
241	19-15829	Creve Coeur Airport Improvement Corporation	St. Louis	\$6,760	\$6,150	9.02%	2019-2020

242	19-15830	Creve Coeur Airport Improvement Corporation	St. Louis	\$6,760	\$6,150	9.02%	2019-2020
243	19-15831	Creve Coeur Airport Improvement Corporation	St. Louis	\$6,760	\$6,150	9.02%	2019-2020
244	19-15832	Creve Coeur Airport Improvement Corporation	St. Louis	\$6,760	\$6,150	9.02%	2019-2020
245	19-15833	Creve Coeur Airport Improvement Corporation	St. Louis	\$6,760	\$6,150	9.02%	2019-2020
246	19-15834	Creve Coeur Airport Improvement Corporation	St. Louis	\$6,760	\$6,150	9.02%	2019-2020
247	19-15835	Creve Coeur Airport Improvement Corporation	St. Louis	\$6,760	\$6,150	9.02%	2019-2020
248	19-15836	Creve Coeur Airport Improvement Corporation	St. Louis	\$6,760	\$6,150	9.02%	2019-2020
249	19-15837	Creve Coeur Airport Improvement Corporation	St. Louis	\$6,760	\$6,150	9.02%	2019-2020
250	19-15838	Creve Coeur Airport Improvement Corporation	St. Louis	\$6,760	\$6,150	9.02%	2019-2020
251	19-15839	Creve Coeur Airport Improvement Corporation	St. Louis	\$11,500	\$10,250	10.87%	2019-2020
252	19-15840	Creve Coeur Airport Improvement Corporation	St. Louis	\$14,160	\$12,710	10.24%	2019-2020
253	19-15841	Creve Coeur Airport Improvement Corporation	St. Louis	\$14,160	\$12,710	10.24%	2019-2020
254	19-15842	Creve Coeur Airport Improvement Corporation	St. Louis	\$14,160	\$12,710	10.24%	2019-2020
255	19-15843	Creve Coeur Airport Improvement Corporation	St. Louis	\$14,160	\$12,710	10.24%	2019-2020
256	19-15844	Creve Coeur Airport Improvement Corporation	St. Louis	\$14,160	\$12,710	10.24%	2019-2020

257	19-15845	Creve Coeur Airport Improvement Corporation	St. Louis	\$9,360	\$8,330	11.00%	2019-2020
258	19-15846	Creve Coeur Airport Improvement Corporation	St. Louis	\$9,360	\$8,330	11.00%	2019-2020
259	19-15847	Creve Coeur Airport Improvement Corporation	St. Louis	\$9,360	\$8,330	11.00%	2019-2020
260	19-15848	Creve Coeur Airport Improvement Corporation	St. Louis	\$9,360	\$8,330	11.00%	2019-2020
261	19-15849	Creve Coeur Airport Improvement Corporation	St. Louis	\$9,360	\$8,330	11.00%	2019-2020
262	19-15850	Creve Coeur Airport Improvement Corporation	St. Louis	\$8,070	\$7,240	10.29%	2019-2020
263	19-15851	Creve Coeur Airport Improvement Corporation	St. Louis	\$8,070	\$7,240	10.29%	2019-2020
264	19-15852	Creve Coeur Airport Improvement Corporation	St. Louis	\$9,360	\$8,330	11.00%	2019-2020
265	19-15853	Creve Coeur Airport Improvement Corporation	St. Louis	\$11,240	\$9,990	11.12%	2019-2020
266	19-15854	Creve Coeur Airport Improvement Corporation	St. Louis	\$10,730	\$9,480	11.65%	2019-2020
267	19-15855	Creve Coeur Airport Improvement Corporation	St. Louis	\$10,730	\$9,480	11.65%	2019-2020
268	19-15856	Creve Coeur Airport Improvement Corporation	St. Louis	\$10,730	\$9,480	11.65%	2019-2020
269	19-15857	Creve Coeur Airport Improvement Corporation	St. Louis	\$9,520	\$8,270	13.13%	2019-2020
270	19-15858	Creve Coeur Airport Improvement Corporation	St. Louis	\$10,730	\$9,480	11.65%	2019-2020
271	19-15859	Creve Coeur Airport Improvement Corporation	St. Louis	\$10,730	\$9,480	11.65%	2019-2020

272	19-15860	Creve Coeur Airport Improvement Corporation	St. Louis	\$10,730	\$9,480	11.65%	2019-2020
273	19-15861	Creve Coeur Airport Improvement Corporation	St. Louis	\$14,160	\$12,710	10.24%	2019-2020
274	19-15862	Creve Coeur Airport Improvement Corporation	St. Louis	\$9,300	\$8,270	11.08%	2019-2020
275	19-16141	KNARR REAL ESTATE LLC	St. Louis	\$190,850	\$147,200	22.87%	2019-2020
276	19-16144	Page Inn Inc.	St. Louis	\$94,620	\$115,060	-21.60%	2019-2020
277	19-16262	Adam & Lucie Stanley	St. Louis	\$163,320	\$122,550	24.96%	2019-2020
278	19-20016	3338 Texas LLC	St. Louis City	\$2,260	\$1,030	54.42%	2019-2020
279	20-10006	Beck Craigshire LLC	St. Louis	\$632,900	\$376,000	40.59%	2020
280	20-10302	Luke & Loraine Properties LLC	St. Louis	\$128,000	\$103,040	19.50%	2020

Exhibit B – Dismissals

#	Appeal Number	Name	County
1	19-11463	David Elefant	St. Louis
2	19-11503	Citibrook II, LLC	St. Louis
3	19-11515	Carl Bardenheier	St. Louis
4	19-15900	Prabhu LLC	St. Louis
5	19-15909	Missouri River Lodging Company LLC	St. Louis
6	19-15930	Orlando Holdings LLC	St. Louis
7	19-15938	National Capital Corp	St. Louis
8	19-15975	Fuhrer Esther C Trustee	St. Louis
9	19-15976	Fuhrer Esther C Trustee	St. Louis
10	19-16012	MUNGENAST DAVID F BARBARA H/W TRS	St. Louis
11	19-16013	MUNGENAST DAVID F BARBARA J TRS	St. Louis
12	19-16025	CLARKSON CLAYTON CENTER ASSOCIATES	St. Louis
13	19-16026	CLARKSON CLAYTON CENTER ASSOCIATES	St. Louis
14	19-16047	EVEN DOZEN PROPERTIES LLC	St. Louis
15	19-16076	Scott Joe H Sr Loretta H/W Trustees	St. Louis
16	19-20017	3338 Texas LLC	St. Louis City
17	19-20018	3338 Texas LLC	St. Louis City
18	19-20021	3338 Texas LLC	St. Louis City
19	19-32591	Walgreen Co	St. Charles
20	19-32592	Walgreen Co	St. Charles
21	19-32593	Walgreen Co	St. Charles
22	19-32608	CF Net Lease Portfolio II DST	St. Charles
23	19-32610	CF Net Lease Portfolio II DST	St. Charles
24	19-32615	AH Land Development Company LLC	St. Charles
25	20-32524	THFW2 PHASE 1 LOT 5 LLC	St. Charles
26	20-32534	City of Wentzville	St. Charles
27	20-57000	Robert Breuggemann	Franklin